

The fuzzy sets of the output variables

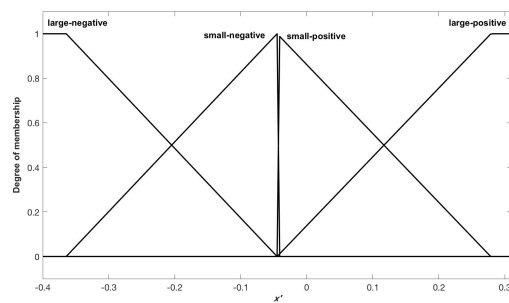


Figure 4: Output variable: variations of the *A. glycines* population ($x = x(t)$).

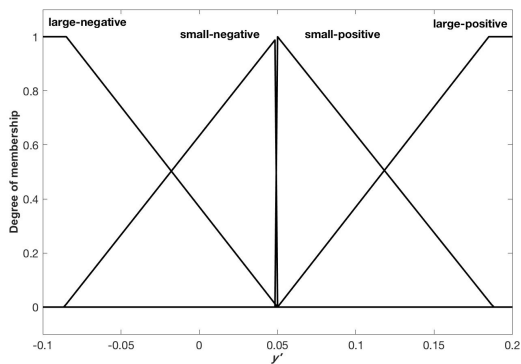


Figure 5: Output variable: variations of the *O. insidiosos* population ($y = y(t)$).

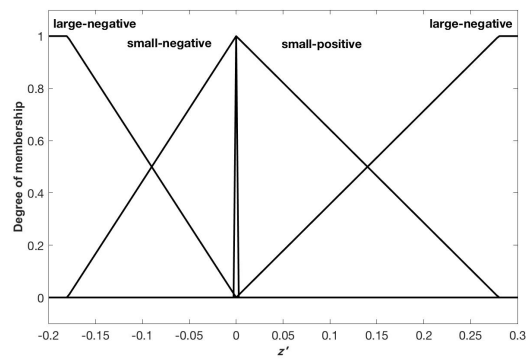


Figure 6: Output variable: variations of the *A. certus* populations ($z = z(t)$).